



# LEARN TO STUDY USING... Retrieval Practice

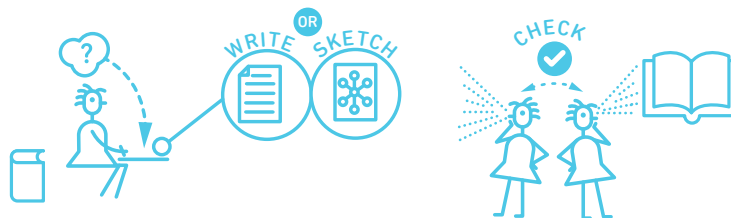
PRACTICE BRINGING INFORMATION TO MIND

LEARNINGSCIENTISTS.ORG



## HOW TO DO IT

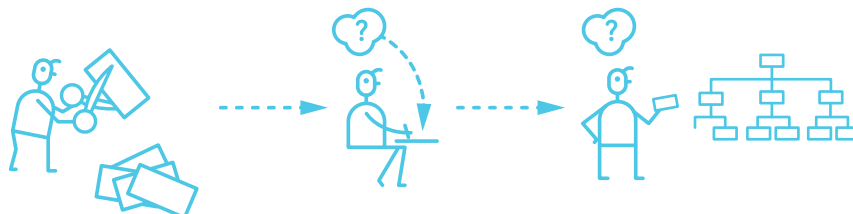
Put away your class materials, and write or sketch everything you know. Be as thorough as possible. Then, check your class materials for accuracy and important points you missed.



Take as many practice tests as you can get your hands on. If you don't have ready-made tests, try making your own and trading with a friend who has done the same.




You can also make flashcards. Just make sure you practice recalling the information on them, and go beyond definitions by thinking of links between ideas.



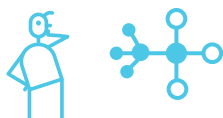
## HOLD ON!



Retrieval practice works best when you go back to check your class materials for accuracy afterward.



Retrieval is hard! If you're struggling, identify the things you've missed from your class materials, and work your way up to recalling it on your own with the class materials closed.



Don't only recall words and definitions. Make sure to recall main ideas, how things are related or different from one another, and new examples.

## RESEARCH

[Read more about retrieval practice as a study strategy](#)

Roediger, H. L., Putnam, A. L., & Smith, M. A. (2011). Ten benefits of testing and their applications to educational practice. In J. Mestre & B. Ross (Eds.), *Psychology of learning and motivation: Cognition in education*, (pp. 1-36). Oxford: Elsevier.