



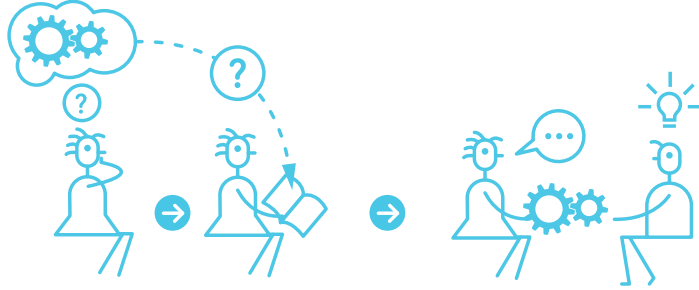
Elaboration

EXPLAIN AND DESCRIBE IDEAS WITH MANY DETAILS

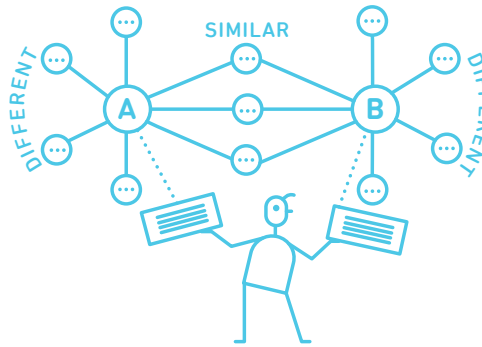


HOW TO DO IT


Ask yourself questions while you are studying about how things work and why, and then find the answers in your class materials and discuss them with your classmates.



As you elaborate, make connections between different ideas to explain how they work together. Take two ideas and think of ways they are similar and different.




Describe how the ideas you are studying apply to your own experiences or memories. As you go through your day, make connections to the ideas you are learning in class.



HOLD ON!



Make sure the way you are explaining and describing an idea is accurate. Don't overextend the elaborations, and always check your class materials or ask your teacher.



Work your way up so that you can describe and explain without looking at your class materials.

RESEARCH

[Read more about elaboration as a study strategy](#)

McDaniel, M. A., & Donnelly, C. M. (1996). Learning with analogy and elaborative interrogation. *Journal of Educational Psychology, 88*, 508-519.

Wong, B. Y. L. (1985). Self-questioning instructional research: A review. *Review of Educational Research, 55*, 227-268.